



Park Lane Primary & Nursery School

Executive Head: Rob Litten

Deputy Executive Head: Rachel Bains

Friday 26th April 2019

Year 3 – Ancient Greek Day in School – Thursday 9th May 2019

Dear Parent /Carer,

This term the children in Year 3 will be enjoying learning about the Ancient Greeks in our exciting topic 'Gods and Mortals'.

To immerse ourselves in this topic and to accelerate all of our learning we have organised an amazing '**Ancient Greek Day**' in school for the children on **Thursday 9th May**.

FOPLS have generously funded the majority of this fabulous day, so a huge 'thank you' from Year 3 goes to them.

The company presenting the day will be Black Knight Historical. During the day the children will have exciting experiences linked to the Ancient Greeks and their way of life such as their warriors, the Trojan War, the Olympic Games, their philosophy and science and the alphabet.

We would love the children to dress up as ancient Greeks for the day and have included below some ideas for simple costumes. Please don't spend a lot of money; an old sheet or tablecloth can be used very effectively. If you need any further information please speak to your child's class teacher.

Thank you for your support,

Mrs S Rouse

Miss H Grainger

Costumes

The main item of clothing for men/boys was a tunic called a chiton.

These were big squares of cloth, held in place by pins at the shoulders and a belt around the waist. These went down to the knees.

Women also wore clothing which was made from a big square piece of cloth.

They used pins in various places to hold it together.

Unlike the men's, the women's dresses went to their ankles.

Women usually plaited their hair or wore it up, using a net or ribbon to hold it in place.

Most people wore simple sandals.

Park Lane, Whittlesey, Peterborough, Cambs PE7 1JB

Tel: 01733 203433 Fax: 01733 203520

e-mail: office@parklane.cambs.sch.uk www.parklaneprimary.com

Park Lane Primary & Nursery School is operated by Aspire Learning Trust which is a charitable company limited by guarantee and registered in England and Wales with company number 8795983. The Registered Office is at Sir Harry Smith School, Whittlesey



Make your own Greek costume

You could use an old sheet and make a chiton to wear.

Favourite Greek colours were white, saffron (mustard yellow), and red.

Boys could wear an extra large single colour T-shirt, which should be knee-length, with a belt worn around the waist.

Girls could wear an ankle length, plain, single colour dress, like a night dress, loosely belted.


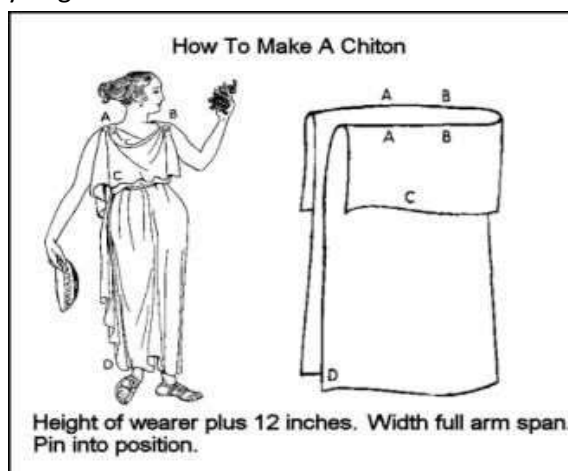
How to make and wear a chiton

You will need:


A white sheet, a few safety pins, a belt or piece of rope

What to do:

1. Fold the top third of the sheet over
2. Fold it in half lengthways
3. Wrap the sheet around your body (under your arms). Use safety pins to hold the open side closed. Use two more safety pins to hold the sheet at your shoulders.
4. Tie a belt around your waist, and off you go!



The Ionian Chiton.



The Dorian Chiton.

